

The Effect of Foaming Agents on the Thermal Behavior of Aluminum Precursors

Rodinger, Tomislav; Ćorić, Danko; Kováčik, Jaroslav

Source / Izvornik: **Materials**, 2024, 17, 1 - 12

Journal article, Accepted version

Rad u časopisu, Završna verzija rukopisa prihvaćena za objavljivanje (postprint)

<https://doi.org/10.3390/ma17030710>

Permanent link / Trajna poveznica: <https://urn.nsk.hr/urn:nbn:hr:235:512312>

Rights / Prava: [Attribution 4.0 International](#)/[Imenovanje 4.0 međunarodna](#)

Download date / Datum preuzimanja: **2025-03-31**

Repository / Repozitorij:

[Repository of Faculty of Mechanical Engineering
and Naval Architecture University of Zagreb](#)



Article

The Effect of Foaming Agents on the Thermal Behavior of Aluminum Precursors

Tomislav Rodinger ^{1,*} , Danko Ćorić ¹  and Jaroslav Kováčik ² 

¹ Department of Materials, Faculty of Mechanical Engineering and Naval Architecture, University of Zagreb, Ivana Lučića 5, 10000 Zagreb, Croatia

² Institute of Materials and Machine Mechanics, Slovak Academy of Sciences, Dúbravská cesta 9/6319, 84513 Bratislava, Slovakia

* Correspondence: tomislav.rodinger@fsb.unizg.hr

Abstract: Various foaming agents can be used to achieve foaming of the precursors obtained by using the powder metallurgy method. However, the thermal behavior of pure aluminum precursors with different foaming agents has been studied very little in recent times. For the production of aluminum foams with closed cells, 1 wt.% of calcium carbonate (CaCO₃), titanium hydride (TiH₂), heat-treated TiH₂ and zirconium hydride (ZrH₂) were used. The foaming capability of the compacted precursors was investigated at temperatures 700, 720 and 750 °C. CaCO₃ and TiH₂ showed the best foamability at all considered temperatures, while ZrH₂ achieved relatively good foaming only at the highest temperature, 750 °C. Due to their low onset temperature of the decomposition compared to the melting point of the unalloyed aluminum, in hydride-based foaming agents the drainage occurred at the bottom part of the foam samples. Among the investigated foaming agents, precursors with heat-treated TiH₂ had the worst foaming properties, while CaCO₃ showed the best foamability without the occurrence of drainage.

Keywords: aluminum foam; powder metallurgy; foaming agent; foaming temperature



Citation: Rodinger, T.; Ćorić, D.; Kováčik, J. The Effect of Foaming Agents on the Thermal Behavior of Aluminum Precursors. *Materials* **2024**, *17*, 710. <https://doi.org/10.3390/ma17030710>

Academic Editor: Dina V. Dudina

Received: 24 December 2023

Revised: 27 January 2024

Accepted: 28 January 2024

Published: 1 February 2024



Copyright: © 2024 by the authors. Licensee MDPI, Basel, Switzerland. This article is an open access article distributed under the terms and conditions of the Creative Commons Attribution (CC BY) license (<https://creativecommons.org/licenses/by/4.0/>).

1. Introduction

Cellular materials, such as metal foams, recently have been attracting considerable attention due to their specific structure and unique properties [1–4]. Because of good energy absorption, they can be used for crash-boxes in road and rail vehicles or to reduce vibrations in various machines [1,5,6]. If biocompatible materials are used to produce foams, they can also be used in biomedical engineering for the implants or prostheses. In this case, human tissue can grow into the foam cells, resulting in a better connection between the implant and the bone [1,6,7]. A promising functional application of cellular materials is in thermal engineering, where metal foams can find various applications, from thermal energy storage systems to heat sinks [8–10].

As their name suggests, foams are not as present monolithic (non-porous) metals, but also consist of a large number of cells (pores) bounded between metallic walls. Metal foams differ according to the size, distribution, and the type of their cells, which can be open or closed [11]. The different cell types are obtained by different production methods. The most common techniques for the closed-cell foams are the foaming of molten metal and the foaming of compacted metal powders [12,13]. In the case of molten metal foaming, various gases can be used to produce foams. Foaming agents in the form of powders can be used for metal precursors (green compacts) foaming and for melt foaming. These agents decompose into solid and gaseous phases at elevated temperatures [14]. At temperatures at which metal is in a liquid or semi-solid state, the gas remains trapped inside the metal, and with fast enough solidification, a metallic foam is formed. In addition to the standard methods of producing cellular metals, with the increase in additively manufactured metallic materials, some examinations were also focused on additively produced porous structures. Unlike

other methods, this enables the production of periodic cellular lattice structures, but they focus on materials with open cells [15–18].

When producing metal foams with closed cells by the powder metallurgy method, the process consists of several phases [19]. Previously characterized metal and foaming agent powders must be mixed to obtain a homogeneous mixture with evenly distributed foaming agent, so that these particles cause uniform cell formation throughout the material. After mixing, the powders must be pressed into green compacts. According to Paulin et al. [20], to achieve the best foaming characteristics, the relative density of the precursor should be above 98%, although it is possible to achieve foaming even with lower density values, but with a worse foamability. If the precursor material is porous, the gas escapes through the porous channels outside of the material, so the remaining amount of gas trapped inside the metal is not high enough to trigger foaming. After powders compacting, the next step is to put the precursor into the mold and place it in a heated furnace, where the foaming process follows. The furnace should be heated to a sufficient temperature for metal melting and to initiate the decomposition of the foaming agent. The molds can have different shapes and sizes, depending on the requested foam form. Based on the mold size and the degree of porosity, the required mass of the precursor should be determined.

The foaming agents have different onset temperatures for decomposition. The most commonly used agent, titanium hydride (TiH_2) [21–23], begins to decompose at around 450 °C [24–26]. It is desirable that this temperature is close to the melting point of the base material of the foam (metal of cell walls). Several different methods of TiH_2 processing have been developed to delay its decomposition temperature, such as heat treatment of TiH_2 powder to form a surface layer of titanium oxides (TiO , TiO_2 , Ti_3O) [27]. Precursors with TiH_2 agent can also be heat treated (annealed). In this case, the foams have a more isotropic pore structure and fewer defects, which is due to the more uniform foaming behavior [28]. Due to the significantly lower price, foaming with calcium carbonate (CaCO_3) has recently been increasingly investigated [29–32]. In addition to the financial benefits, the decomposition temperature, which starts at around 660 °C [29,33,34], is also an advantage for unalloyed aluminum that melts at 660 °C. In contrast to TiH_2 , which forms relatively large cells, CaCO_3 forms a finer morphological structure [35]. This is because foaming starts at the later stage when the temperature is close to the aluminum melting point. Also, carbon dioxide (CO_2) released from CaCO_3 in contact with aluminum forms an aluminum oxide (Al_2O_3) layer on the cell walls, which prevents them from collapsing during cooling [31,36]. In addition to these two foaming agents, numerous other agents were also investigated, mostly based on hydrides and carbonates [37–40].

Depending on the melting temperature of the base metal and the decomposition temperature of the foaming agent, it is necessary to choose the appropriate foaming temperature. If the selected temperature is too low, not enough gas will be released from the foaming agent, or the precursor will not be in a softened state to allow the growth and foam development. If the furnace temperature is too high, the matrix metal melts and the melt flows to the bottom of the mold, and after solidification there is no porous structure in the lower part, only monolithic (compact) metal. In addition, the gas can escape more easily from the melted precursor and the foaming is weaker. With prolonged holding of the precursor at a temperature that is too high, the cells start to merge and form larger ones, which leads to weaker mechanical properties at those locations.

Most of the literature sources focus on the foaming of aluminum alloys with TiH_2 agent, so the aim of this study was to investigate the influence of other agents (CaCO_3 , ZrH_2 and original and heat-treated TiH_2) on the foaming of pure (unalloyed) aluminum. To examine the thermal behavior of precursors from compacted aluminum powder and foaming agent, experiments were carried out at different temperatures: 700, 720 and 750 °C. After foaming, the shape of the samples, with regard to the mold volume as well as the cell morphology on the cross-section, was analyzed. The pore features, such as pore size and distribution, were examined and it was observed if there was melt drainage at the bottom of the mold.

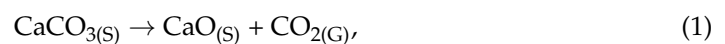
2. Materials and Methods

With the aim of aluminum precursor production by using the powder metallurgy method, aluminum metal powder A1050 (99.7 wt.% purity, Metallpulver24, Sankt Augustin, Germany) and various foaming agents were used. Four types of precursors were prepared, each with a different foaming agent, as follows: CaCO₃ (98.5 wt.% purity, Gram-mol, Zagreb, Croatia), ZrH₂ (99.0 wt.% purity, type F, Chemetall GmbH, Frankfurt, Germany) and original (non-heat-treated) and heat-treated (HT) TiH₂ (98.8 wt.% purity, Chemetall GmbH, Frankfurt, Germany). The chemical composition of powder mixtures is shown in Table 1.

Table 1. Chemical composition of powder mixtures.

Mixture	Chemical Composition
Al-CaCO ₃	99 wt.% Al + 1 wt.% CaCO ₃
Al-TiH ₂	99 wt.% Al + 1 wt.% TiH ₂
Al-TiH ₂ (HT)	99 wt.% Al + 1 wt.% TiH ₂ (HT)
Al-ZrH ₂	99 wt.% Al + 1 wt.% ZrH ₂

The quantity of foaming agent in each of these precursors was 1 wt.%. For the heat treatment process, the TiH₂ powder was annealed in air atmosphere at a temperature of 450 °C for 60 min. Foaming agents decompose in a certain temperature range and form a solid (S) and a gaseous (G) phase according to the following equations:



The gaseous phase forms foam cells if it remains trapped in the matrix metal, in this case aluminum.

Aluminum and foaming agent particle size analysis was carried out for each used powder by using the wet laser diffraction method on an Analysette 22 (Fritsch, Idar-Oberstein, Germany) laser particle sizer. Then, aluminum powder and a foaming agent were accurately weighed to obtain four different mixtures, each containing 1 wt.% of the following agents: CaCO₃, TiH₂, heat-treated TiH₂ and ZrH₂. Then, 150 g of powders were mixed in air atmosphere in a Turbula T2F (WAB, Basel, Switzerland) mixer for 60 min at 72 rpm with complex rotation to achieve a good dispersion of the foaming agent in the aluminum powder matrix.

The homogeneous mixtures were cold isostatically pressed (CIP) (IMMM SAS, Bratislava, Slovakia) in a hermetically sealed rubber mold at a pressure of 150 MPa and room temperature. As the samples were not compact enough after CIP, they were directly extruded (DE) (IMMM SAS, Bratislava, Slovakia) at 400 °C to achieve the highest possible density. The extrusion speed was 0.5 mm/s, with an extrusion ratio of 9:1. After extrusion, obtained precursors had the final shape of rectangular strips.

These precursors were cut into smaller pieces to fit into a cube-shaped graphite mold with internal dimensions of 40 mm × 40 mm × 40 mm. The same quantity of different precursors was used for all samples, approximately 62 g, which should result in 65% porosity:

$$\text{porosity} = \left(1 - \frac{\rho_{\text{foam}}}{\rho_{\text{Al}}} \right) \cdot 100\% \quad (4)$$

where ρ_{foam} is foam density, calculated as a foam mass and volume ratio, while ρ_{Al} is aluminum density.

Foaming was carried out in an electric furnace (VEB Elektro, Bad Frankenhausen, Germany) at different temperatures (700, 720 and 750 °C) to observe the foaming properties

of examined agents at various temperatures. The design of the experiment is presented in Table 2.

Table 2. Design of experiment.

Precursor	Foaming Temperatures, °C		
Al-CaCO ₃	–	720	750
Al-TiH ₂	700	720	750
Al-TiH ₂ (HT)	700	720	750
Al-ZrH ₂	700	720	750

Closed molds filled with the precursor were placed in a preheated furnace. The molds were kept in the furnace for about 10 min until the molten aluminum began to flow out through the hole at the top of the mold, indicating the end of the foaming process. After cooling, the sample was removed from the mold and the quality of the foaming success was validated according to the achieved sample form. The samples were then cut in a direction perpendicular to the original precursor's position in the mold. The cell size and their distribution were analyzed, as well as whether all precursor pieces were fully foamed. Samples were checked for the eventual occurrence of melt drainage. To determine the number and size of cells, cross-sections were processed in an image analyzing software, ImageJ 1.54 g (NIH, Bethesda, MD, USA).

3. Results and Discussion

The results of powders particle size analysis, as the mean value of two measurements and standard deviation, are shown in Table 3. CaCO₃ powders have a bimodal distribution, while the other powders have a single modal distribution. Although the analysis showed that CaCO₃ powders have the smallest particles, they tend to agglomerate into larger clusters very easily during the mixing process.

Table 3. Particle size distribution of the used powders (d_{50} and d_{90} indicate that 50% or 90% of the analyzed powder particles have smaller size than specified).

Material	d_{50} , μm	d_{90} , μm
Aluminum	60.32 ± 0.57	102.48 ± 0.26
CaCO ₃	2.26 ± 0.20	11.67 ± 0.80
TiH ₂	17.34 ± 0.11	37.52 ± 0.01
TiH ₂ (HT)	16.29 ± 0.18	37.74 ± 0.46
ZrH ₂	6.33 ± 0.04	17.46 ± 0.59

After preparing a homogeneous mixture of aluminum powder and foaming agent in a content of 1 wt.%, cold isostatic pressing was carried out (according to Section 2). The CIP green compacts had a relative density (the ratio of measured and theoretical density) of about 85%, which is not enough for a successful foaming process. If such material was placed in a furnace chamber, after the decomposition of the foaming agent into the solid and gaseous phase, all the gas would escape through the porous channels of the precursor without initiating the foaming process. To obtain a much higher compactness of the powders, the pressed samples were subsequently directly extruded at 400 °C, which increased their relative densities close to the theoretical values. The extruded precursors had a rectangular cross-section area, with dimensions of 5 mm × 20 mm, Figure 1.

The relative density of the extruded precursors (ρ_{prec}) was calculated as the ratio of their density measured by the Archimedes' principle (ρ_{measured}) in distilled water on the analytical balance, type AS 220/X (Radwag, Radom, Poland), and the theoretically achievable density (ρ_{theo}):

$$\rho_{\text{prec}} = \frac{\rho_{\text{measured}}}{\rho_{\text{theo}}}. \quad (5)$$

The theoretical density includes the mass percents of the individual powders and their densities:

$$\rho_{\text{theo}} = 0.99 \cdot \rho(\text{Al}) + 0.01 \cdot \rho(\text{foaming agent}). \quad (6)$$

The following density values were used for the calculation of theoretical precursor densities: $\rho(\text{Al}) = 2.7 \text{ g/cm}^3$, $\rho(\text{CaCO}_3) = 2.71 \text{ g/cm}^3$, $\rho(\text{TiH}_2) = 3.75 \text{ g/cm}^3$ and $\rho(\text{ZrH}_2) = 5.60 \text{ g/cm}^3$ [41]. The measured, theoretical and relative precursor densities are listed in Table 4. The values of measured densities are average values of two measurements with standard deviation indicated.




Figure 1. Produced precursor after CIP and DE compaction processes.

Table 4. Measured, theoretical and relative densities of extruded precursors.

Precursor	Measured Density, g/cm ³	Theoretical Density, g/cm ³	Relative Density, %
Al-CaCO ₃	2.6861 ± 0.0021	2.7001	99.48
Al-TiH ₂	2.7013 ± 0.0057	2.7105	99.66
Al-TiH ₂ (HT)	2.7023 ± 0.0039	2.7105	99.70
Al-ZrH ₂	2.7119 ± 0.0033	2.7290	99.37

As shown in Table 2, relative densities above 99% were obtained for all samples using the combination of CIP and extrusion powder compaction methods.

Samples with hydride-based precursors were foamed at 700, 720 and 750 °C, while carbonate-based precursors were foamed only at 720 °C and 750 °C (Table 2). The lowest temperature was not examined as the CaCO₃ just starts to decompose into calcium oxide (CaO) and carbon dioxide (CO₂) at around 660 °C [29] which is already very close to 700 °C.

At a temperature of 700 °C, foaming of hydride-based precursors was not successful, except for original TiH₂. Since not enough heat reached the upper precursor pieces, some of them barely started to foam. This is consistent with the observations of Nosko et al. [42] in which the placement of precursors in the bottom part of the mold in multiple layers led to inhomogeneous foaming from the bottom precursor pieces, with delayed pore nucleation in the upper precursor pieces. This is the result of the different thermal conductivity of the precursor and the foam: the bottom precursor pieces start to foam, but as the foam develops, the thermal conductivity of the foam decreases. As a result, the heat flow to the upper precursor pieces decreases considerably and their foaming is significantly delayed. Only the precursor with the non-heat-treated TiH₂ foaming agent had relatively good foamability, but even this precursor did not fill the entire mold.

At a higher temperature (720 °C), both non-heat-treated TiH₂ precursor and precursor with CaCO₃ showed good foaming properties and filled the whole mold, as can be seen in Figure 2. It was again confirmed that the delayed foaming occurs in the top row of precursor pieces for heat-treated TiH₂ and ZrH₂. At an even higher foaming temperature (750 °C), CaCO₃ and non-heat-treated TiH₂ precursors have good foaming properties. The precursor with ZrH₂ foaming agent showed significantly better foamability than at lower temperatures and only included a smaller number of imperfections on the sample surface.




Figure 2. Samples foamed at 720 °C with different foaming agents: (a) CaCO₃; (b) TiH₂; (c) heat-treated TiH₂; (d) ZrH₂.

Some of the samples were held in the furnace for too long while waiting for the molten aluminum to start to flow out through the hole in the mold, which did not happen due to unsuccessful foaming. Due to the extended time the metal remained in a molten state, the foam simply began to collapse. This can be seen in Figure 2d, which shows a rather wrinkled top of the foamed sample with ZrH₂ foaming agent.

In the analysis of samples cross-section (Figures 3–6), it is noticeable that in almost all cases where hydride-based foaming agents were used, the molten aluminum can be observed in the lower part. This was not observed when the carbonate-based agent was used. As expected, on the cross-sections of the samples with CaCO₃ precursors (Figure 3), it can be observed that the foams have the smallest cells, although there are also a few larger voids (marked blue on Figure 3). These cavities are not the result of the formation of large cells due to the premature release of CO₂ from the foaming agent, but probably the result of the non-joining of the material of the two neighboring precursor pieces, i.e., the cavity that remained between the precursors.

In ZrH₂ samples (Figure 4), more and more drainage occurs with the increase in the temperature. As hydride-based foaming agents start the decomposition into hydrogen and the solid phase at a temperature that is relatively low compared to the aluminum melting point, smaller cells formed at the very early stage start to merge and grow into larger ones [11]. Contrary to hydride-based foaming agents, the carbonate-based agent starts to decompose at a temperature that roughly corresponds to the aluminum melting point. At the considered temperatures of 720 °C and 750 °C, the foaming has only just started, and the cells have not yet started to merge into larger ones.

Samples with TiH₂ foaming agent showed very good foamability, with only minor deviations from the mold shape. At the samples cross-section (Figure 5), some drainage can be seen, especially at 700 °C, and slightly less drainage at higher foaming temperatures. Some precursor pieces did not join well together and were still not even fully foamed at temperatures 720 °C and 750 °C (marked yellow on Figure 5), since they did not receive enough heat. The cells have a very large variation in size and distribution.

The precursors with heat-treated TiH₂ powder showed the worst foaming properties overall (Figure 6). This is the result of a partial release of hydrogen from the TiH₂ powder during annealing. Thus, the amount of hydrogen was probably not enough to allow successful foaming. As with the two previous sample groups with hydride-based foaming agents, the foam cells vary greatly in size, ranging from very small to huge cells.

Since the precursor pieces were placed on top of each other, the lowest precursors have the largest contact surface with the walls of the mold, and they heat up to foaming temperature faster than other pieces. In cases where hydride-based foaming agents were used, this results in the formation of drainage in the lower part of the mold, while some precursor pieces in the upper part of the mold did not yet begin to foam, or foaming was only in the initial phase (marked green on Figure 6a–c).




Figure 3. Cross-sections of samples with CaCO_3 foaming agent foamed at: (a) 720 °C; (b) 750 °C, with the voids between unconnected precursors marked blue.




Figure 4. Cross-sections of samples with ZrH_2 foaming agent foamed at (a) 700 °C; (b) 720 °C; (c) 750 °C.




Figure 5. Cross-sections of samples with TiH_2 foaming agent foamed at: (a) 700 °C; (b) 720 °C; (c) 750 °C; not fully foamed precursors marked yellow.




Figure 6. Cross-sections of samples with heat-treated TiH_2 foaming agent foamed at (a) 700 °C; (b) 720 °C; (c) 750 °C; not fully foamed precursors marked green.

Gergely and Clyne defined in their work [43] that for production of foams with minimal density gradients, i.e., to minimize drainage during foam production, attention should be paid to rapid foaming (to minimize the period during which porosity is low) and on the cell walls' stabilization (to prevent the cell walls from breaking up and thus to maintain finer cells). In this case, CaCO_3 serves both purposes—it improves rapid foaming by CO_2 evolution around the melting temperature of aluminum and promotes foam stabilization. In contact with aluminum, CO_2 forms an Al_2O_3 layer and contributes to better stabilization of the cell walls. Hydrides do not improve the stabilization of the foam at all. Therefore, for pure aluminum, the only option is to use a hydride with the best hydrogen evolution.

Up to the considered foaming temperatures, TiH_2 releases almost all the hydrogen stored in the Ti structure: Borchers et al. [44] observed the thermal desorption spectrum (TDS) of the interrupted decomposition of TiH_2 . The decomposition starts around 400 °C. The TDS spectrum consists of a narrow main peak ($T_{\text{max}} = 544$ °C) as well as low- and high-temperature shoulders ($T_1 = 470$ °C and $T_h = 647$ °C, respectively). At 750 °C, almost all hydrogen is released from TiH_2 , leaving only 0.04 H/Ti, i.e., hydrogen atom per Ti at 757 °C [44]. This is probably the reason why TiH_2 is the best hydride-based choice for foaming of aluminum in an electric furnace.

Ma et al. [45] observed similar TDS spectrum for ZrH_2 and found one main peak (around 827 °C), three low-temperature peaks (470, 590 and 710 °C) and one high-temperature shoulder (867 °C). The evolution of hydrogen from ZrH_2 starts at about 380 °C and at 980 °C there is only 0.03 H/Zr. In the case of this study, ZrH_2 at 750 °C still contains a considerable amount of hydrogen; 1.35 H/Zr, according to Ma et al. [45]. The initial value at room temperature is 2 H/Zr, which means that only 33% of the total hydrogen stored in the foaming agent is released up to 750 °C. This low amount of released hydrogen leads to slow foaming and insufficient filling of the mold with aluminum foam in this study.

Banhart and Ritter [46] concluded that during TiH_2 powder annealing in the air atmosphere, the hydrogen loss is less than 10% of the total hydrogen and that this loss is acceptable given the known benefits of heat treatment. However, our results for pure aluminum foams prepared with heat-treated TiH_2 powder (air, 450 °C, 60 min) show that this is not true for unalloyed aluminum. Due to the heat treatment, i.e., the loss of a certain amount of hydrogen, it was not possible in the experiments to fill the mold with foam when the weight of the precursor corresponded to a relative porosity of about 65%.

Table 5 shows the number of cells on the samples cross-section and their mean and maximum size, as well as standard deviation. It shows also the foamability of used precursors.

Table 5. Number of cells and their size for different samples.

Sample	Foaming Temperature, °C	Number of Cells	Cell Size, mm ²			Foamability
			Mean Size	Standard Deviation	Maximum Size	
Al-CaCO ₃	720	18,458	0.02315	0.34739	31.76052	+
	750	12,451	0.01567	0.32500	33.29073	+
Al-TiH ₂	700	762	1.16649	11.42545	245.42725	+
	720	611	1.21161	9.81946	201.5518	+
	750	476	1.71642	11.23842	181.45033	+
Al-TiH ₂ (HT)	700	359	1.37276	12.02811	168.69567	–
	720	526	0.69720	7.13230	118.32997	–
	750	807	0.62731	5.89777	141.79737	–
Al-ZrH ₂	700	535	0.64446	2.14417	23.79973	–
	720	200	1.58381	7.34641	92.04191	–
	750	350	2.25070	15.94923	218.48624	+

The samples with CaCO₃ foaming agent have a multiple times higher number of cells compared to the hydride-based foaming agents. In addition, their mean size and standard deviation, as well as the maximum pore size, are significantly smaller. For Al-CaCO₃ samples, the largest cells are not created by the gas released from the foaming agent, but they are the gaps between the two neighboring precursors that did not come into full contact during the foaming process. The largest cells consist mostly of several cells interconnected by smaller channels or by breaking the thin cell-walls.

4. Conclusions

The powder metallurgy method was used to produce closed-cell pure aluminum foams. The compacted aluminum precursors were prepared with 1 wt.% of different foaming agent powders: CaCO₃, TiH₂, heat-treated TiH₂ and ZrH₂. By cold isostatic pressing and extrusion at 400 °C, the relative densities of the green compacts higher than 99% were achieved. The foaming was carried out in the range from 700 to 750 °C to observe the effect of temperature and foaming agent powder on foamability.

The following conclusions can be drawn from the conducted research:

- (i) At a temperature of 700 °C, foaming of all precursors, except original (non-annealed) TiH₂, was unsuccessful due to delayed pore nucleation. Too low of a temperature in the mold prevented foaming of the upper precursor pieces located near the top of the mold. Furthermore, at a temperature of 700 °C, the amount of gas released from the ZrH₂ agent is too small for complete foaming.
- (ii) Calcium carbonate is the most effective foaming agent in the case of pure aluminum as it promotes rapid foaming through the development of carbon dioxide, which also helps to stabilize the cell walls. Thus, they create foams with a very large number of small cells due to the later onset of gas release from the foaming agent without drainage of the melt in the lower part of the sample.
- (iii) Unlike CaCO₃, hydrides do not contribute to foam stabilization. The choice of hydride-based foaming agent for pure aluminum is more crucial. TiH₂ proves to be the preferred option as it releases the most hydrogen stored in its structure up to 750 °C. The samples with the original TiH₂ powder showed very good foaming properties. There was little drainage at the bottom of the samples and the foam cells were larger compared to the cells formed by the CaCO₃ agent. But their size varied greatly due to the unstable structure because some cells start to merge and form larger ones.
- (iv) Heat-treated TiH₂ agent has low foaming properties. This is the result of hydrogen loss during annealing, which is usually considered as the best approach for aluminum alloy foams, but not in the case of studied pure aluminum.

- (v) Samples with ZrH₂ foaming agent have shown low foamability at lower temperatures. At 750 °C, the foaming was relatively good due to the higher hydrogen volume released, which makes the cells grow, but large melt drainage appears at the bottom of the sample.

With the goal of further understanding of aluminum foams, research that follows will be focused on evaluating their mechanical properties with the aim of determining a clear correlation between structure and properties.

Author Contributions: Conceptualization, T.R. and J.K.; methodology, T.R. and J.K.; software, T.R.; validation, T.R., J.K. and D.Č.; formal analysis, T.R. and J.K.; investigation, T.R., J.K. and D.Č.; resources, T.R. and J.K.; writing—original draft preparation, T.R.; writing—review and editing, J.K. and D.Č.; visualization, T.R.; supervision, J.K. and D.Č.; funding acquisition, T.R. All authors have read and agreed to the published version of the manuscript.

Funding: This research was done as part of the scholarship grant by the National Scholarship Programme of the Slovak Republic.

Data Availability Statement: Data are contained within the article.

Conflicts of Interest: The authors declare no conflicts of interest.

References

1. García-Moreno, F. Commercial Applications of Metal Foams: Their Properties and Production. *Materials* **2016**, *9*, 85. [[CrossRef](#)] [[PubMed](#)]
2. Patrone, G.L.; Paffumi, E.; Otura, M.; Centurelli, M.; Ferrarese, C.; Jahn, S.; Brenner, A.; Thieringer, B.; Braun, D.; Hoffmann, T. Assessing the Energy Consumption and Driving Range of the QUIET Project Demonstrator Vehicle. *Energies* **2022**, *15*, 1290. [[CrossRef](#)]
3. Kováčik, J.; Jerz, J.; Gopinathan, A.; Simančík, F.; Marsavina, L.; Linul, E. Effect of Sample Shape on Compression Behavior of Aluminum Foams. *Mater. Today Proc.* **2023**, *78*, 308–313. [[CrossRef](#)]
4. Jerz, J.; Simančík, F.; Španielka, J.; Šebek, J.; Kováčik, J.; Tobolka, P.; Dvorák, T.; Orovčík, L. Energy Demand Reduction in Nearly Zero-Energy Buildings by Highly Efficient Aluminium Foam Heat Exchangers. *Mater. Sci. Forum* **2018**, *919*, 236–245. [[CrossRef](#)]
5. Parveez, B.; Jamal, N.A.; Maleque, A.; Yusof, F.; Jamadon, N.H.; Adzila, S. Review on Advances in Porous Al Composites and the Possible Way Forward. *J. Mater. Res. Technol.* **2021**, *14*, 2017–2038. [[CrossRef](#)]
6. Lefebvre, L.-P.; Banhart, J.; Dunand, D.C. Porous Metals and Metallic Foams: Current Status and Recent Developments. *Adv. Eng. Mater.* **2008**, *10*, 775–787. [[CrossRef](#)]
7. Demir, G.; Akyurek, D.; Hassoun, A.; Mutlu, I. Production of Biodegradable Metal Foams by Powder Metallurgy Method. *Phys. Mesomech.* **2023**, *26*, 196–208. [[CrossRef](#)]
8. Gopinathan, A.; Jerz, J.; Kováčik, J.; Dvorák, T. Investigation of the Relationship Between Morphology and Thermal Conductivity of Powder Metallurgically Prepared Aluminium Foams. *Materials* **2021**, *14*, 3623. [[CrossRef](#)]
9. Andreozzi, A.; Bianco, N.; Iasiello, M.; Naso, V. Natural Convection in a Vertical Channel with Open-Cell Foams. *J. Phys. Conf. Ser.* **2020**, *1599*, 012013. [[CrossRef](#)]
10. Chen, J.; Yang, D.; Jiang, J.; Ma, A.; Song, D. Research Progress of Phase Change Materials (PCMs) Embedded with Metal Foam (a Review). *Procedia Mater. Sci.* **2014**, *4*, 389–394. [[CrossRef](#)]
11. Banhart, J. Manufacture, Characterisation and Application of Cellular Metals and Metal Foams. *Prog. Mater. Sci.* **2001**, *46*, 559–632. [[CrossRef](#)]
12. Goyal, B.; Pandey, A. Critical Review on Porous Material Manufacturing Techniques, Properties and Their Applications. *Mater. Today Proc.* **2021**, *46*, 8196–8203. [[CrossRef](#)]
13. Parveez, B.; Jamal, N.A.; Anuar, H.; Ahmad, Y.; Aabid, A.; Baig, M. Microstructure and Mechanical Properties of Metal Foams Fabricated via Melt Foaming and Powder Metallurgy Technique: A Review. *Materials* **2022**, *15*, 5302. [[CrossRef](#)] [[PubMed](#)]
14. Bisht, A.; Gangil, B.; Patel, V.K. Selection of Blowing Agent for Metal Foam Production: A Review. *J. Met. Mater. Miner.* **2020**, *30*, 1–10. [[CrossRef](#)]
15. Wan, T.; Liu, Y.; Zhou, C.; Chen, X.; Li, Y. Fabrication, Properties, and Applications of Open-Cell Aluminum Foams: A Review. *J. Mater. Sci. Technol.* **2021**, *62*, 11–24. [[CrossRef](#)]
16. Meenashisundaram, G.K.; Xu, Z.; Nai, M.L.S.; Lu, S.; Ten, J.S.; Wei, J. Binder Jetting Additive Manufacturing of High Porosity 316L Stainless Steel Metal Foams. *Materials* **2020**, *13*, 3744. [[CrossRef](#)]
17. Maskery, I.; Aboulkhair, N.T.; Aremu, A.O.; Tuck, C.J.; Ashcroft, I.A.; Wildman, R.D.; Hague, R.J.M. A Mechanical Property Evaluation of Graded Density Al-Si10-Mg Lattice Structures Manufactured by Selective Laser Melting. *Mater. Sci. Eng. A* **2016**, *670*, 264–274. [[CrossRef](#)]

18. Yan, C.; Hao, L.; Hussein, A.; Bubb, S.L.; Young, P.; Raymont, D. Evaluation of Light-Weight AlSi10Mg Periodic Cellular Lattice Structures Fabricated via Direct Metal Laser Sintering. *J. Mater. Process. Technol.* **2014**, *214*, 856–864. [[CrossRef](#)]
19. Banhart, J. Light-Metal Foams—History of Innovation and Technological Challenges. *Adv. Eng. Mater.* **2013**, *15*, 82–111. [[CrossRef](#)]
20. Paulin, I.; Šuštaršič, B.; Kevorkijan, V.; Škapin, S.D.; Jenko, M. Synthesis of Aluminium Foams by the Powder-Metallurgy Process: Compacting of Precursors. *Mater. Tehnol.* **2011**, *45*, 13–19.
21. Gergely, V.; Curran, D.C.; Clyne, T.W. The FOAMCARP Process: Foaming of Aluminium MMCs by the Chalk-Aluminium Reaction in Precursors. *Compos. Sci. Technol.* **2003**, *63*, 2301–2310. [[CrossRef](#)]
22. Bunjan, I.; Grilec, K.; Čorić, D. Investigation and Statistical Evaluation of Reinforced Aluminum Foams. *Processes* **2021**, *9*, 315. [[CrossRef](#)]
23. Krolo, J.; Lela, B.; Grgić, K.; Jozić, S. Production of Closed-Cell Foams Out of Aluminum Chip Waste: Mathematical Modeling and Optimization. *Metals* **2022**, *12*, 933. [[CrossRef](#)]
24. Paulin, I. Synthesis and Characterization of Al Foams Produced by Powder Metallurgy Route Using Dolomite and Titanium Hydride as a Foaming Agents. *Mater. Tehnol.* **2014**, *48*, 943–947.
25. Yang, D.; Chen, J.; Wang, H.; Jiang, J.; Ma, A.; Lu, Z.P. Effect of Decomposition Kinetics of Titanium Hydride on the Al Alloy Melt Foaming Process. *J. Mater. Sci. Technol.* **2015**, *31*, 361–368. [[CrossRef](#)]
26. von Zeppelin, F.; Hirscher, M.; Stanzick, H.; Banhart, J. Desorption of Hydrogen from Blowing Agents Used for Foaming Metals. *Compos. Sci. Technol.* **2003**, *63*, 2293–2300. [[CrossRef](#)]
27. Orovčík, L.; Nosko, M.; Švec, P.; Nagy, Š.; Čavojský, M.; Simančík, F.; Jerz, J. Effect of the TiH₂ Pre-Treatment on the Energy Absorption Ability of 6061 Aluminium Alloy Foam. *Mater. Lett.* **2015**, *148*, 82–85. [[CrossRef](#)]
28. Lázaro, J.; Solórzano, E.; Rodríguez-Pérez, M.A.; Rämer, O.; García-Moreno, F.; Banhart, J. Heat Treatment of Aluminium Foam Precursors: Effects on Foam Expansion and Final Cellular Structure. *Procedia Mater. Sci.* **2014**, *4*, 287–292. [[CrossRef](#)]
29. Cambroner, L.E.G.; Ruiz-Roman, J.M.; Corpas, F.A.; Ruiz Prieto, J.M. Manufacturing of Al–Mg–Si Alloy Foam Using Calcium Carbonate as Foaming Agent. *J. Mater. Process. Technol.* **2009**, *209*, 1803–1809. [[CrossRef](#)]
30. Koizumi, T.; Kido, K.; Kita, K.; Mikado, K.; Gnyloskurenko, S.; Nakamura, T. Method of Preventing Shrinkage of Aluminum Foam Using Carbonates. *Metals* **2012**, *2*, 1–9. [[CrossRef](#)]
31. Byakova, A.; Gnyloskurenko, S.; Nakamura, T. The Role of Foaming Agent and Processing Route in the Mechanical Performance of Fabricated Aluminum Foams. *Metals* **2012**, *2*, 95–112. [[CrossRef](#)]
32. Paulin, I. Stability of Close-Cell Al Foams Depending on the Usage of Different Foaming Agents. *Mater. Tehnol.* **2015**, *49*, 983–988. [[CrossRef](#)]
33. Singh, R.; Arora, R.; Sharma, J.D. Effect of Viscosity Enhancing Agents on Quasi-Static Compression Behavior of Aluminum Foams. *Mater. Today Proc.* **2021**, *39*, 1661–1666. [[CrossRef](#)]
34. Geramipour, T.; Oveisi, H. Effects of Foaming Parameters on Microstructure and Compressive Properties of Aluminum Foams Produced by Powder Metallurgy Method. *Trans. Nonferrous Met. Soc. China* **2017**, *27*, 1569–1579. [[CrossRef](#)]
35. Rodinger, T.; Čorić, D.; Alar, Ž. The Influence of Foaming Agents on Aluminium Foam Cell Morphology. *Metals* **2023**, *13*, 1146. [[CrossRef](#)]
36. Jaafar, A.H.; Al-Ethari, H.; Farhan, K. Modelling and Optimization of Manufacturing Calcium Carbonate-Based Aluminum Foam. *Mater. Res. Express* **2019**, *6*, 0865g1. [[CrossRef](#)]
37. Haesche, M.; Lehms, D.; Weise, J.; Wichmann, M.; Magnabosco Mocellin, I.C. Carbonates as Foaming Agent in Chip-Based Aluminium Foam Precursor. *J. Mater. Sci. Technol.* **2010**, *26*, 845–850. [[CrossRef](#)]
38. Wang, X.; Meng, Q.; Wang, T.; Chu, X.; Fan, A.; Wang, H. New Insights into Fabrication of Al-Based Foam with Homogeneous Small Pore-Structure Using MgCO₃/Zn Composite Powder as a Foaming Agent. *Metals* **2022**, *12*, 786. [[CrossRef](#)]
39. Matijasevic, B.; Görke, O.; Schubert, H.; Banhart, J. Zirconium Hydride—A Possible Blowing Agent for Making Aluminium Alloy Foams. In *Porous Metals and Metal Foaming Technology*; Nakajima, H., Kanetake, N., Eds.; The Japan Institute of Metals: Kyoto, Japan, 2005; pp. 107–110.
40. Kamm, P.H.; García-Moreno, F.; Jiménez, C.; Banhart, J. Suitability of Various Complex Hydrides for Foaming Aluminum Alloys. *J. Mater. Res.* **2013**, *28*, 2436–2443. [[CrossRef](#)]
41. Hammond, C.R. Properties of the Elements and Inorganic Compounds. In *CRC Handbook of Chemistry and Physics*, 97th ed.; Haynes, W.M., Lide, D.R., Bruno, T.J., Eds.; CRC Press: Boca Raton, FL, USA, 2017; pp. 4-44–4-96.
42. Nosko, M.; Simančík, F.; Florek, R. Reproducibility of Aluminum Foam Properties: Effect of Precursor Distribution on the Structural Anisotropy and the Collapse Stress and Its Dispersion. *Mater. Sci. Eng. A* **2010**, *527*, 5900–5908. [[CrossRef](#)]
43. Gergely, V.; Clyne, T.W. Drainage in Standing Liquid Metal Foams: Modelling and Experimental Observations. *Acta Mater.* **2004**, *52*, 3047–3058. [[CrossRef](#)]
44. Borchers, C.; Khomenko, T.I.; Leonov, A.V.; Morozova, O.S. Interrupted Thermal Desorption of TiH₂. *Thermochim. Acta* **2009**, *493*, 80–84. [[CrossRef](#)]

45. Ma, M.; Liang, L.; Tang, B.; Xiang, W.; Wang, Y.; Cheng, Y.; Tan, X. Decomposition Kinetics Study of Zirconium Hydride by Interrupted Thermal Desorption Spectroscopy. *J. Alloys Compd.* **2015**, *645*, S217–S220. [[CrossRef](#)]
46. Banhart, J.; Ritter, C. Decomposition of Ti and Zr Hydrides Studied by Neutron Diffraction. In *Proceedings of the 11th International Conference on Porous Metals and Metallic Foams (MetFoam 2019)*; Dukhan, N., Ed.; The Minerals, Metals & Materials Society: Dearborn, MI, USA, 2020; pp. 39–46. [[CrossRef](#)]

Disclaimer/Publisher's Note: The statements, opinions and data contained in all publications are solely those of the individual author(s) and contributor(s) and not of MDPI and/or the editor(s). MDPI and/or the editor(s) disclaim responsibility for any injury to people or property resulting from any ideas, methods, instructions or products referred to in the content.